


Clanube®



WALL MOUNTED TOOL RACK MODEL NO: CWR45C

PART NO: 7642025

ASSEMBLY INSTRUCTIONS



LS0814

INTRODUCTION

Thank you for purchasing this CLARKE product.

Before attempting to use this product, please read this manual thoroughly and follow the instructions carefully. In doing so you will ensure the safety of yourself and that of others around you, and you can look forward to your purchase giving you long and satisfactory service.

GUARANTEE

This product is guaranteed against faulty manufacture for a period of 12 months from the date of purchase. Please keep your receipt which will be required as proof of purchase.

This guarantee is invalid if the product is found to have been abused or tampered with in any way, or not used for the purpose for which it was intended.

Faulty goods should be returned to their place of purchase, no product can be returned to us without prior permission.

This guarantee does not effect your statutory rights.


CONTENTS

3 Tool Rack Panels	4 Bolts
12 Rawl Plugs	4 Nuts
12 Screws	4 Washers
Assortment of Tool Hooks	


SPECIFICATION

Dimensions	1140W x 16D x 596H mm
------------	-----------------------

ASSEMBLY



1. Lay the 3 panels flat and use the nuts, washers and bolts supplied to join them together.



2. Secure the tool rack to the wall, using the 12 screws and 12 rawl plugs supplied.

3. Fit the hooks as required.

ALSO AVAILABLE FROM Clarke



TWO DOOR TALL LOCKER CABINET

Model No. CC76
Model No. 7642030




WORKBENCH WITH LOCKABLE CUPBOARD

Model No. CWB57
Model No. 7642010




LOCKABLE WALL CABINET

Model No. CWC38
Model No. 7642000



1140MM (45") 3 DOOR LOCKABLE WALL CABINET

Model No. CWC114
Model No. 7642005



1140MM (45") WIDE WALL MOUNTED TOOL RACK

Model No. CWR45C
Model No. 7642025



3 DRAWER WORKBENCH WITH LOCKABLE CUPBOARD

Model No. CWB114
Model No. 7642015

A SELECTION FROM THE VAST RANGE OF

Clarke®

QUALITY PRODUCTS

AIR COMPRESSORS

From DIY to industrial, Plus air tools, spray guns and accessories.

GENERATORS

Prime duty or emergency standby for business, home and leisure.

POWER WASHERS

Hot and cold, electric and engine driven - we have what you need

WELDERS

Mig, Arc, Tig and Spot. From DIY to auto/industrial.

METALWORKING

Drills, grinders and saws for DIY and professional use.

WOODWORKING

Saws, sanders, lathes, mortisers and dust extraction.

HYDRAULICS

Cranes, body repair kits, transmission jacks for all types of workshop use.

WATER PUMPS

Submersible, electric and engine driven for DIY, agriculture and industry.

POWERTOOLS

Angle grinders, cordless drill sets, saws and sanders.

STARTERS/CHARGERS

All sizes for car and commercial use.



PARTS & SERVICE: 0208 988 7400

E-mail: Parts@clarkeinternational.com or Service@clarkeinternational.com

SALES: UK 01992 565333 or Export 00 44 (0)1992 565335

Clarke INTERNATIONAL Hemhall Street, Epping, Essex CM16 4LG
www.clarkeinternational.com